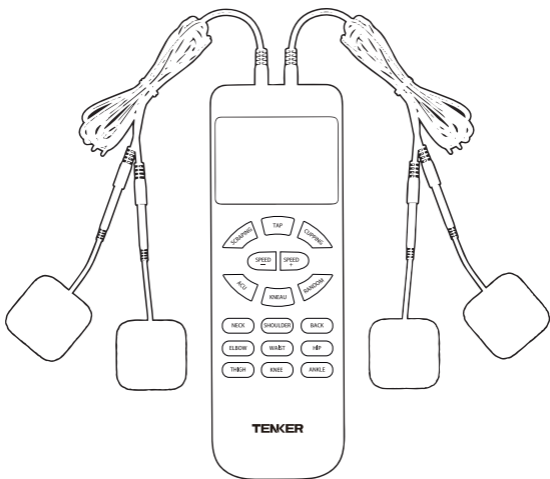


TENKER

ELECTRONIC PULSE MASSAGER ZX-581

USER MANUAL



Explore Your Adventure

www.tenker.co/warranty

facebook.com/Tenkerofficial

ACTIVATE YOUR 12 MONTH WARRANTY & GET EXCLUSIVE GIFT

Register within 2 weeks after receiving your new product.

PLEASE VISIT NOW

→ www.tenker.co/warranty

CUSTOMER SERVICE

✉ support@tenker.co

📘 @Tenkerofficial



NOTE

1. Avoid touching the pads when the unit is on.
2. Do not use near the heart, head or carotid.
3. Not for use by pregnant women.

A Big Thank You

We're thrilled that you have chosen to purchase the Electronic Massager Machine. At TENKER, we're committed to providing you with products that enhance your daily life. We also aim to give our customers excellent support. Should you have any questions or feedback about your new product, simply get in touch with our customer support team at 1-855-558-8666, or by email at support@tenker.co.

Enjoy your new product!

CONTENTS

Introduction	01
Features	02
Safety Warnings	03
Environmental condition for transport and storage	05
Cleaning and Maintenance	06
Sterilization Methods	06
Set up	07
Operating the Product	08
Best Practices	09
Trouble Shooting	10
Use Positions Diagrams	11
Warranty Card	12

INTRODUCTION

This Electronic Pulse Massager is a user friendly product. This Electronic Pulse Massager delivers electronic impulses to tired and sore muscles. These impulses are generated by the device and delivered through electrodes to the direct proximity of the target muscles. The impulses mimic the action potential coming from the central nervous system to trigger contraction of the muscles. Some programs will improve resistance to fatigue and increase endurance, while others can improve force produced by the muscle.

This device is portable, compact and stylish, as well as being controlled by a micro-processor. It may be helpful in relieving minor aches and pains in various parts of the body such as the waist, shoulders, Joints, hands and feet. The device is especially helpful in relieving stiff neck muscles and sore muscles from over exercising. Using it responsibly and properly will provide you with a relaxing pulse massage. You will feel a real difference this device can make to your life.

FEATURES

1. Liquid crystal display
2. Low frequency
3. Adjustable speed and intensity
4. 15 selectable massage models
5. 1-110Hz pulse width
6. Powered by 3 AAA batteries (1.5V) (not included)
7. Maximum operating current 10-30mA; dormant current $\leq 10\mu\text{A}$
8. Included accessories: 4 pairs of electrode pads, 4 wires.
9. FDA 510(K) approved.

SAFETY WARNINGS

DANGER

1. Do not use this unit if you are using an implanted electronic medical device such as pacemaker or other life-maintaining device.
2. Do not use this unit if you are wearing electrode medical devices for monitoring health functions.

WARNING







1. If you have any of the following conditions, please consult your physician before purchasing or using this device:
Acute conditions, malignant tumors, infectious diseases, pregnancy, implanted devices, heart disease, high fever, abnormal blood pressure, lack of skin sensation or numbness in the extremities, abnormal skin conditions or any condition requiring the active supervision of a physician.
2. Please remove the battery from the device when it is not in use.

NOTICE

1. Do not use this device while driving.
2. Do not use this device while sleeping.
3. Do not use this device in areas with high humidity such as a bathroom.
4. Keep this device out of reach of children.
5. Stop using this device and consult your physician at once if you feel pain, discomfort, dizziness or nausea.
6. Do not attempt to move the electrode heads while the device is in operation.
7. Do not use the device near the heart, on the head, near the mouth, pudendum or blemished areas of skin.
8. Keep the device away from wet, hot place and out of direct-sunlight.
9. Store the device in a cool, dry place.
10. Do dispose of batteries according to the local laws and regulations of your region.

11. Medical electrical equipment needs special precautions regarding
12. EMC and needs to be installed and put into service according to the EMC information provided.
13. Portable and mobile RF communication equipment can affect medical electrical equipment.

TRANSPORT AND STORAGE SYMBOLS

	<p>Fragile product</p>		<p>Keep the product in a dry place, away from water and rain.</p>
	<p>Product package should be recycled</p>		<p>Maximum of 4 stacked cartons.</p>
<p>FDA 510(K)</p>	<p>FDA 510(K) approved</p>		<p>Attention, see operating manual for user instructions.</p>
	<p>Type B applied part</p>		

CLEANING AND MAINTENANCE

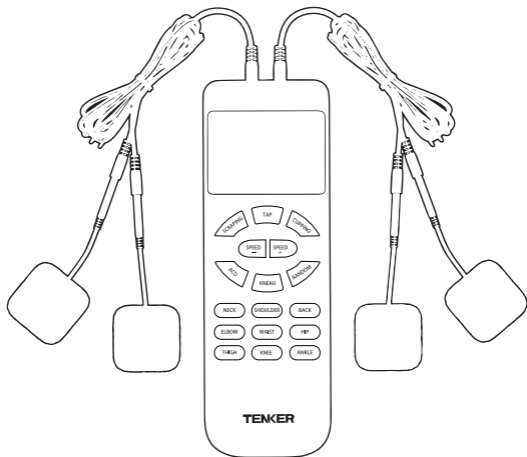
Please use water or neutral detergent to clean the device first then use a dry cloth to wipe it again. Using volatile liquids to clean the device is prohibited.

STERILIZATION METHODS

The electrode pads supplied with the device are disposable, and should be replaced when their adhesiveness wears out. Contact the retailer for replacements. Do not let the sticky side of the pad touch anything, including greasy finger tips.

SET UP

Unpack the product, take the product out and insert the batteries(not included) into the battery compartment at the rear. Then connect the electrode pad wires into the device.



OPERATING THE PRODUCT

1. Power button: Turns the device ON/OFF.
2. Independent channel A and channel B (A1 & A2, B1& B2), 4 channels.
3. 20 intensity levels:

Intensity “+” button: Press once to increase the strength by one level.

Intensity “-” button: Press once to decrease the strength by one level.

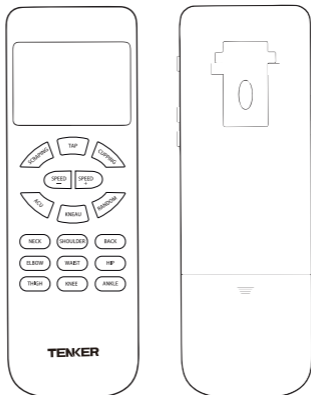
4. 10 pulse levels:

Speed “+” button: Press once to increase the pulse speed by one level.

Speed “-” button: Press once to increase the pulse speed by one level.

5. Auto setting:

NECK/SHOULDER/BACK/ELBOW/WAIST/HIP/THIGH/ KNEE/ANKLE
SCRAPING/TAP/CUPPING/ACU/KNEAD/RANDOM



BEST PRACTICE:

1. Treat the area for at most 10-15 minutes.
2. Use 1-2 times per day.
3. Select an intensity level that is comfortable for you.
4. Select a speed level that is comfortable for you.
5. Start your first session with a low intensity setting and for a short duration while getting used to the using the device.
6. If you feel pain, dizziness, discomfort or nausea, seek medical advice from your doctor.

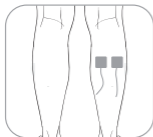
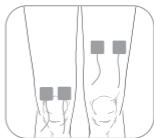
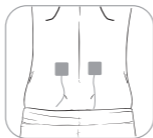
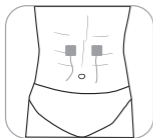
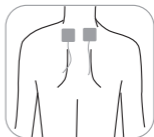
TROUBLESHOOTING

If your device is not operating properly, please check it for the following problems. If the recommended solution does not solve the problem, please return it to an authorized dealer for repair.

PROBLEM	CAUSE	SOLUTION
Stimulation is weak or non-existent	The electrode pads are not in close contact with the skin.	Remove the electrode pads, clean them and place them back on the skin.
	The electrode pads are touching each other.	Separate the electrode pads.
	The wires are not connected properly to the electrode pads and the main device.	Disconnect, clean and reconnect all parts.
	The batteries dead.	Replace the batteries.
Skin turns red	The treatment is time too long.	Use the device for a shorter time.
Skin feels numb	The electrode pads are dirty.	Clean with a damp cloth.
	The electrode pads are too closely touching the skin.	Remove and place on the skin again.

Device does not turn on	Batteries installed incorrectly.	Remove and re-install batteries correctly.
	The batteries are dead.	Replace the batteries with new ones.
Pads are not sticky	Pads have deteriorated.	Contact us for replacement pads.

AREAS ON THE BODY THE PADS CAN BE USED



WARRANTY CARD

Warranty Card Certificate	
Product model	ZX-581
Product name	Electronic Pulse Massager
Date of purchase	
Purchase location	
Retailer's Name	
Retailer's phone no.	
Problem with the product	



Manufactured by:
Hong Qiangxing (Shenzhen) Electronics Limited
 Address: 4F, Jingcheng Building, Xicheng Industrial Area, Xixiang Street,
 Bao'an District, Shenzhen, Guangdong, China



Wellkang, Ltd

Suite B, 29 Harley Street London, United Kingdom W1G 9QR

OMGD INC.

ADD: 245 East Main Street, Suite 115, Alhambra, CA 91801
 support@tenker.co

ACTIVATE YOUR 12 MONTH WARRANTY & GET EXCLUSIVE GIFT

Register within 2 weeks after receiving your new product.

PLEASE VISIT NOW

→ www.tenker.co/warranty

CUSTOMER SERVICE

✉ support@tenker.co **f** @Tenkerofficial



NOTE

1. Avoid touching the pads when the unit is on.
2. Do not use near the heart, head or carotid.
3. Not for use by pregnant women.

TENKER

✉ support@tenker.co

🔗 www.tenker.co

☎ 1-855-558-8666 (Mon - Fri 9:00 AM - 5:00 PM EST)

WEEE-Nr: DE83395812

CE 0123



Made in China